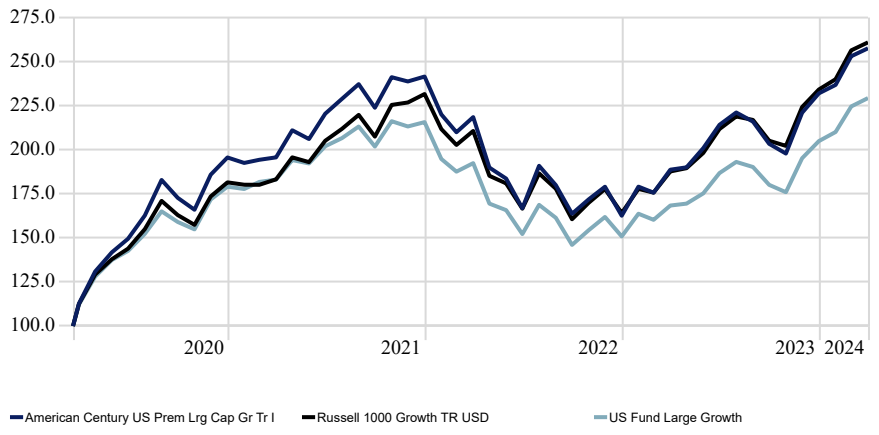


Investment Strategy

Provide a total return that exceeds the benchmark (Russell 1000 Growth) over a market cycle using a fundamental growth equity investment strategy targeting large cap U.S. companies.

Growth of \$100

Time Period: 3/21/2020 to 3/31/2024



Fund Information

Category	US SA Large Growth
Benchmark	Russell 1000 Growth TR USD
Prospectus Objective	
Inception Date	3/20/2020
Fund Size (\$)	2,234,776.13
Manager Name	Multiple
Manager Tenure (Longest)	4.08
Prospectus Net Expense Ratio**	0.31
Prospectus Gross Expense Ratio	
Sharpe Ratio (5 Year)	
Std Dev (5 Year)	
Turnover Ratio %	19.00
Morningstar Rating Overall	★★★

Performance Disclosure

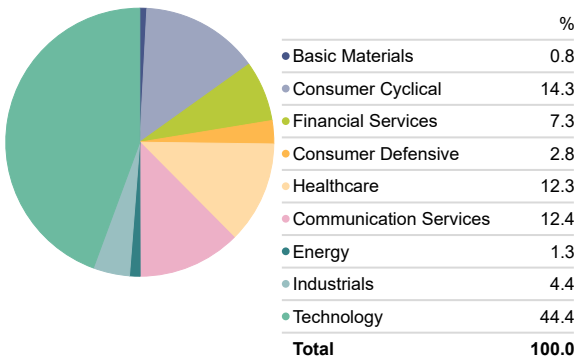
The Overall Morningstar Rating is based on risk-adjusted returns, derived from a weighted average of the three-, five-, and 10-year (if applicable) Morningstar metrics. The performance data quoted represents past performance and does not guarantee future results. The investment return and principal value of an investment will fluctuate; thus an investor's shares, when sold or redeemed, may be worth more or less than their original cost.

*The share class of the American Century U.S. Premier Large Cap Growth Trust available under the ADP TotalSource Retirement Savings Plan (Class III) was inception on September 29, 2023 and has an investment expense ratio of 0.31%. A different share class of the American Century U.S. Premier Large Cap Growth Trust was inception on March 20, 2020 and has an expense ratio of 0.34%. The performance history shown includes the historical returns of the original share class inception on March 20, 2020 (without adjustment to reflect the lower fees for the share class inception on September 29, 2023, for the period prior to inception).

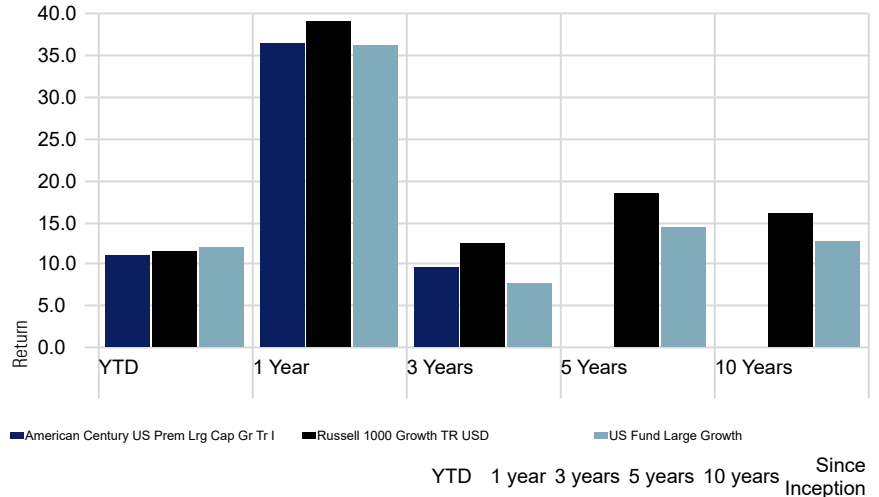
**Effective 08/31/2023 the Plan will assess an additional levelized fee of 0.25% to cover general administrative expenses as part of the Fund's daily unit value calculation, for a total net expense of 0.56% annually. This additional fee is not reflected in the performance results shown in this fact sheet. Please see the quarterly Plan Fee Disclosure for performance inclusive of the additional fee.

Sector Exposure

Portfolio Date: 3/31/2024



Performance



Top Holdings (% of Assets)

Portfolio Date: 3/31/2024

Apple Inc	10.28
NVIDIA Corp	10.11
Microsoft Corp	7.37
Amazon.com Inc	6.59
Alphabet Inc Class C	4.12
Mastercard Inc Class A	3.97
Alphabet Inc Class A	3.73
Meta Platforms Inc Class A	2.57
Eli Lilly and Co	2.54
Chipotle Mexican Grill Inc	2.45

	YTD	1 year	3 years	5 years	10 years	Since Inception
American Century US Prem Lrg Cap Gr Tr I	11.01	36.48	9.58			
Russell 1000 Growth TR USD	11.41	39.00	12.50	18.51	15.98	12.59
US Fund Large Growth	11.91	36.20	7.79	14.48	12.78	10.34

Past performance does not guarantee future results. Contact Voya Financial™ (the Plan's recordkeeper) for a copy of the most recent prospectus prior to investing. For the most recent month end performance, call (855) 646-7549.

© NFP Retirement All Rights Reserved. Data provided by Morningstar Direct. The information contained herein: (1) is proprietary to NFP Retirement, and/or its content providers; (2) may not be copied or distributed; and (3) is not warranted to be accurate, complete or timely. Neither NFP Retirement nor Morningstar Direct is responsible for any damages or losses arising from any use of this information. Fact sheet is not complete without accompanying disclosure pages.