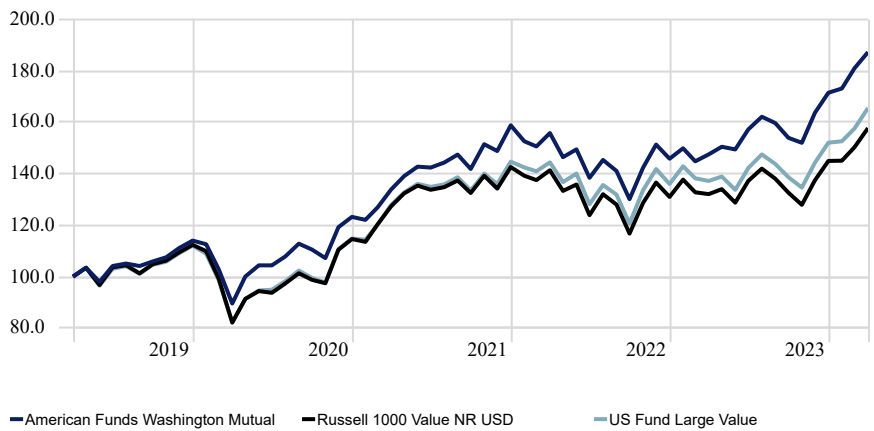


**Investment Strategy**

The investment seeks to produce income and to provide an opportunity for growth of principal consistent with sound common stock investing. The fund invests primarily in common stocks of established companies that are listed on, or meet the financial listing requirements of, the New York Stock Exchange and have a strong record of earnings and dividends. Its advisor strives to maintain a fully invested, diversified portfolio, consisting primarily of high-quality common stocks.

**Growth of \$100**

Time Period: 4/1/2019 to 3/31/2024



**Fund Information**

Category	US Fund Large Blend
Benchmark	S&P 500 TR USD
Prospectus Objective	Growth and Income
Inception Date	5/1/2009
Fund Size (\$)	175,633,839.25
Manager Name	Multiple
Manager Tenure (Longest)	26.75
Prospectus Net Expense Ratio*	0.27
Prospectus Gross Expense Ratio	0.27
Sharpe Ratio (5 Year)	0.72
Std Dev (5 Year)	16.55
Turnover Ratio %	30.00
Morningstar Rating Overall	★★★

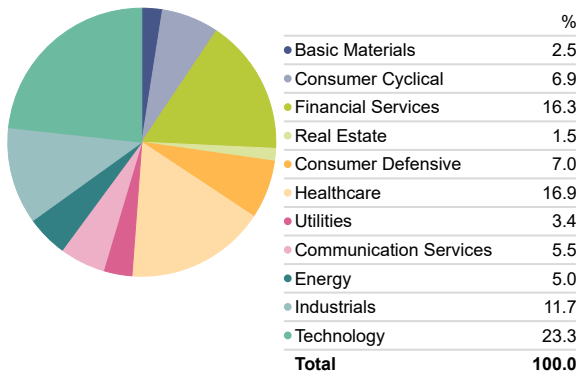
**Performance Disclosure**

The Overall Morningstar Rating is based on risk-adjusted returns, derived from a weighted average of the three-, five-, and 10-year (if applicable) Morningstar metrics. The performance data quoted represents past performance and does not guarantee future results. The investment return and principal value of an investment will fluctuate; thus an investor's shares, when sold or redeemed, may be worth more or less than their original cost.

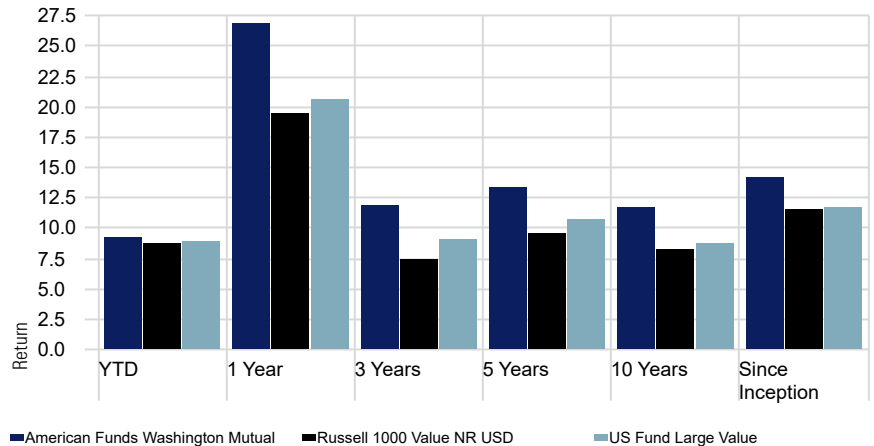
\*Effective 08/31/2023 the Plan will assess an additional levelized fee of 0.25% to cover general administrative expenses as part of the Fund's daily unit value calculation, for a total net expense of 0.52% annually. This additional fee is not reflected in the performance results shown in this fact sheet. Please see the quarterly Plan Fee Disclosure for performance inclusive of the additional fee.

**Sector Exposure**

Portfolio Date: 3/31/2024



**Performance**



**Top Holdings (% of Assets)**

Portfolio Date: 3/31/2024

Broadcom Inc	6.67
Microsoft Corp	6.62
UnitedHealth Group Inc	2.84
Eli Lilly and Co	2.78
Marsh & McLennan Companies Inc	2.35
Comcast Corp Class A	2.25
The Home Depot Inc	1.91
Philip Morris International Inc	1.57
AbbVie Inc	1.56
JPMorgan Chase & Co	1.56

	YTD	1 year	3 years	5 years	10 years	Since Inception
American Funds Washington Mutual	9.20	26.93	11.85	13.37	11.70	14.10
Russell 1000 Value NR USD	8.80	19.43	7.40	9.55	8.23	11.58
US Fund Large Value	8.85	20.67	9.00	10.61	8.76	11.66

Past performance does not guarantee future results. Contact Voya Financial™ (the Plan's recordkeeper) for a copy of the most recent prospectus prior to investing. For the most recent month end performance, call (855) 646-7549.

© NFP Retirement All Rights Reserved. Data provided by Morningstar Direct. The information contained herein: (1) is proprietary to NFP Retirement, and/or its content providers; (2) may not be copied or distributed; and (3) is not warranted to be accurate, complete or timely. Neither NFP Retirement nor Morningstar Direct is responsible for any damages or losses arising from any use of this information. Fact sheet is not complete without accompanying disclosure pages.