

**Investment Strategy**

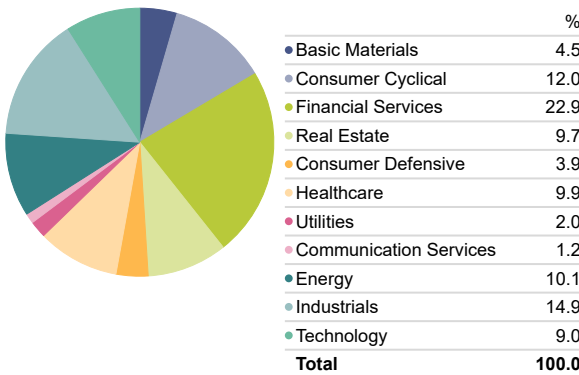
The Columbia Integrated Equity Team believes that company fundamentals drive stock prices over the long term; in the short term, however, prices often become dislocated from fundamentals due to behavioral biases and emotions such as fear and greed. The team believes that fundamentally strong, attractively valued companies with growing investor interest will outperform over the long run.

**Fund Information**

Category	US SA Small Value
Benchmark	Russell 2000 Value TR USD
Prospectus Objective	
Inception Date	12/15/2021
Fund Size (\$)	268,309.21
Manager Name	Multiple
Manager Tenure (Longest)	2.33
Net Expense Ratio*	0.40
Gross Expense Ratio	0.40
Sharpe Ratio (5 Year)	
Std Dev (5 Year)	
Turnover Ratio %	45.00
Morningstar Rating Overall	

**Sector Exposure**

Portfolio Date: 9/30/2023

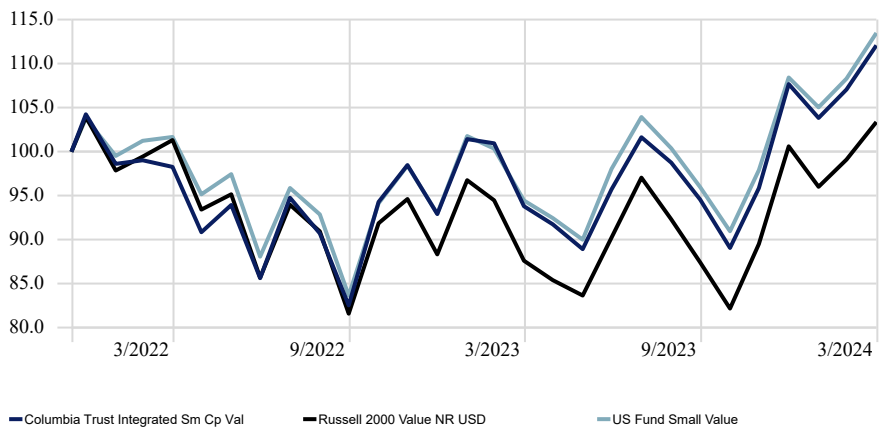


**Top Holdings (% of Assets)**

Portfolio Date: 9/30/2023	
PBF Energy Inc Class A	1.25
Commercial Metals Co	1.17
Apple Hospitality REIT Inc	1.14
Tanger Inc	1.09
Oceaneering International Inc	1.08
LiveRamp Holdings Inc	1.05
Jackson Financial Inc	1.01
Primoris Services Corp	1.00
Meritage Homes Corp	1.00
Haemonetics Corp	0.96

**Growth of \$100**

Time Period: 12/17/2021 to 3/31/2024

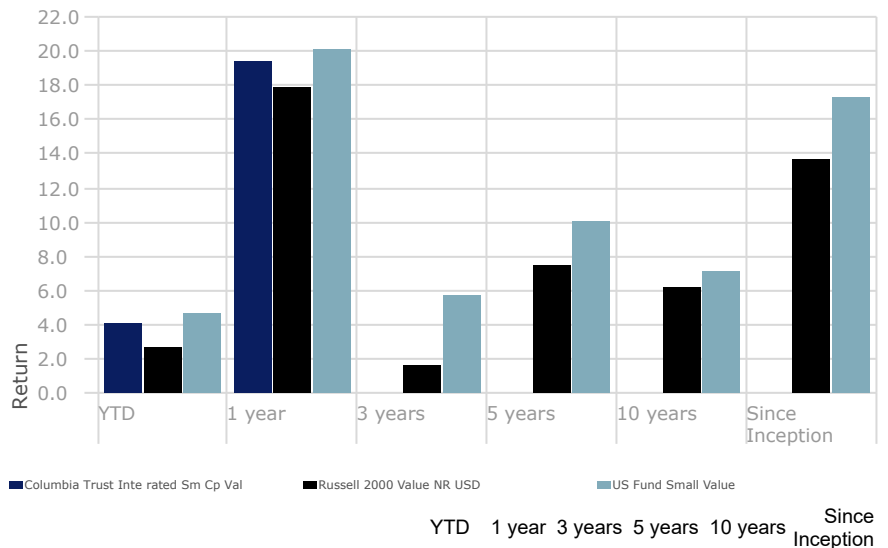


**Performance Disclosure**

The Overall Morningstar Rating is based on risk-adjusted returns, derived from a weighted average of the three-, five-, and 10-year (if applicable) Morningstar metrics. The performance data quoted represents past performance and does not guarantee future results. The investment return and principal value of an investment will fluctuate; thus an investor's shares, when sold or redeemed, may be worth more or less than their original cost.

\*Effective 08/31/2023, the Plan will assess an additional fee of 0.25% for a total levelized fee of 0.25% to cover general administrative expenses as part of the Fund's daily unit value calculation, for total net expense of 0.66% annually. This additional fee is not reflected in the performance results shown on this fact sheet. Please see the quarterly Plan Fee Disclosure for performance inclusive of the additional fee.

Effective 12/16/2021, the BMO Small Cap Value fund will be renamed to the Columbia Trust Integrated Small Cap Value fund.



	YTD	1 year	3 years	5 years	10 years	Since Inception
Columbia Trust Integrated Sm Cp Val	4.08	19.44				
Russell 2000 Value NR USD	2.74	17.95	1.61	7.52	6.24	13.68
US Fund Small Value	4.66	20.11	5.79	10.07	7.12	17.31

**Past performance does not guarantee future results. Contact Voya Financial™ (the Plan's recordkeeper) for a copy of the most recent prospectus prior to investing. For the most recent month end performance, call (855) 646-7549.**

© NFP Retirement All Rights Reserved. Data provided by Morningstar Direct. The information contained herein: (1) is proprietary to NFP Retirement, and/or its content providers; (2) may not be copied or distributed; and (3) is not warranted to be accurate, complete or timely. Neither NFP Retirement nor Morningstar Direct is responsible for any damages or losses arising from any use of this information. Fact sheet is not complete without accompanying disclosure pages.