

Investment Strategy

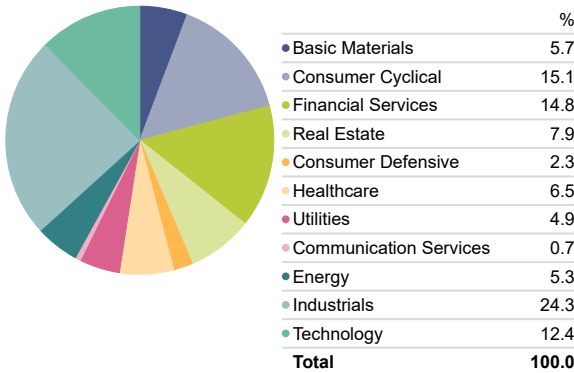
The investment seeks long-term growth of capital with current income as a secondary objective. Under normal circumstances, the fund seeks to achieve its investment objectives by investing at least 80% of its net assets (including borrowings for investment purposes) in a diversified portfolio consisting primarily of equity securities, such as common stocks, of issuers with medium market capitalizations, and identified by the manager as having value characteristics. It may also invest up to 20% of its total assets in foreign currency-denominated securities.

Fund Information

Category	US Fund Mid-Cap Value
Benchmark	Russell Mid Cap Value TR USD
Prospectus Objective	Growth
Inception Date	9/1/2011
Fund Size (\$)	22,245,469.22
Manager Name	Multiple
Manager Tenure (Longest)	22.75
Prospectus Net Expense Ratio*	0.75
Prospectus Gross Expense Ratio	0.76
Sharpe Ratio (5 Year)	0.58
Std Dev (5 Year)	21.15
Turnover Ratio %	41.00
Morningstar Rating Overall	★★★★★

Sector Exposure

Portfolio Date: 2/29/2024



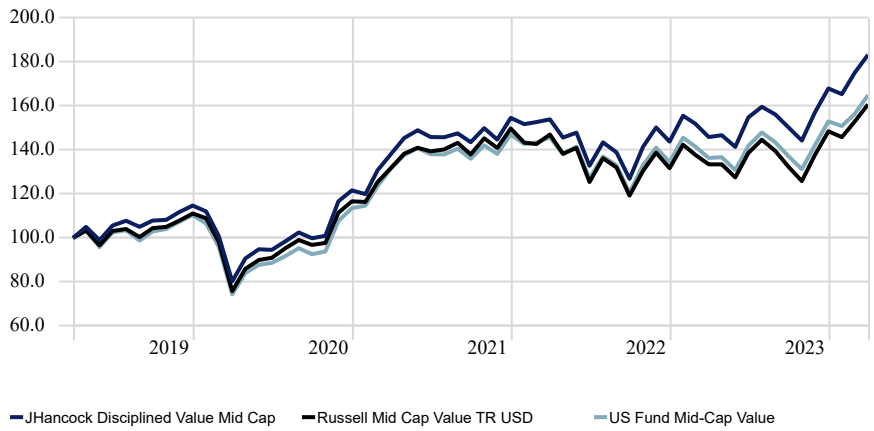
Top Holdings (% of Assets)

Portfolio Date: 2/29/2024

Ameriprise Financial Inc	2.05
Parker Hannifin Corp	1.95
AMETEK Inc	1.59
AutoZone Inc	1.51
Howmet Aerospace Inc	1.48
Textron Inc	1.43
Icon PLC	1.37
Cencora Inc	1.35
Fifth Third Bancorp	1.27
Check Point Software Technologies Ltd	1.23

Growth of \$100

Time Period: 4/1/2019 to 3/31/2024

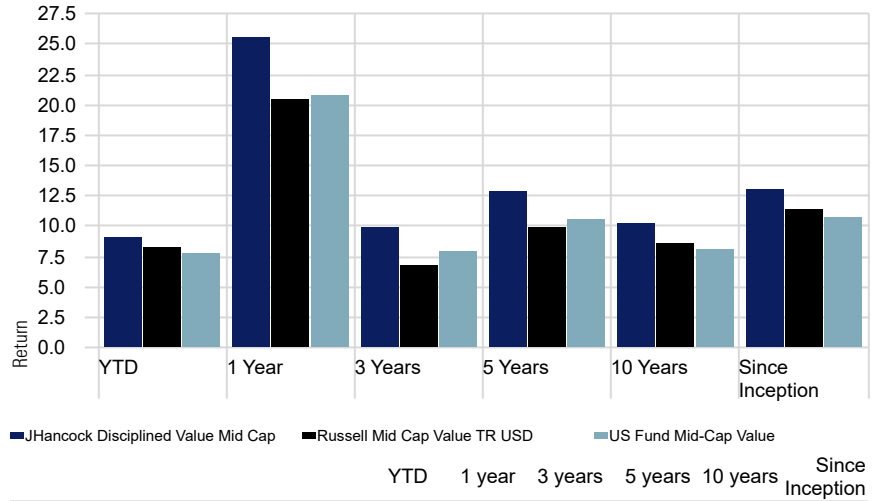


Performance Disclosure

The Overall Morningstar Rating is based on risk-adjusted returns, derived from a weighted average of the three-, five-, and 10-year (if applicable) Morningstar metrics. The performance data quoted represents past performance and does not guarantee future results. The investment return and principal value of an investment will fluctuate; thus an investor's shares, when sold or redeemed, may be worth more or less than their original cost.

*Effective 08/31/2023 the Plan will assess an additional levelized fee of 0.25% to cover general administrative expenses as part of the Fund's daily unit value calculation, for a total net expense of 1.00% annually. This additional fee is not reflected in the performance results on this fact sheet. Please see the quarterly Plan Fee Disclosure for performance inclusive of the additional fee.

Performance



	YTD	1 year	3 years	5 years	10 years	Since Inception
JHancock Disciplined Value Mid Cap	9.10	25.59	9.85	12.85	10.22	13.16
Russell Mid Cap Value TR USD	8.23	20.40	6.80	9.93	8.57	11.48
US Fund Mid-Cap Value	7.76	20.89	7.80	10.50	8.13	10.76

Past performance does not guarantee future results. Contact Voya Financial™ (the Plan's recordkeeper) for a copy of the most recent prospectus prior to investing. For the most recent month end performance, call (855) 646-7549.

© NFP Retirement All Rights Reserved. Data provided by Morningstar Direct. The information contained herein: (1) is proprietary to NFP Retirement, and/or its content providers; (2) may not be copied or distributed; and (3) is not warranted to be accurate, complete or timely. Neither NFP Retirement nor Morningstar Direct is responsible for any damages or losses arising from any use of this information. Fact sheet is not complete without accompanying disclosure pages.