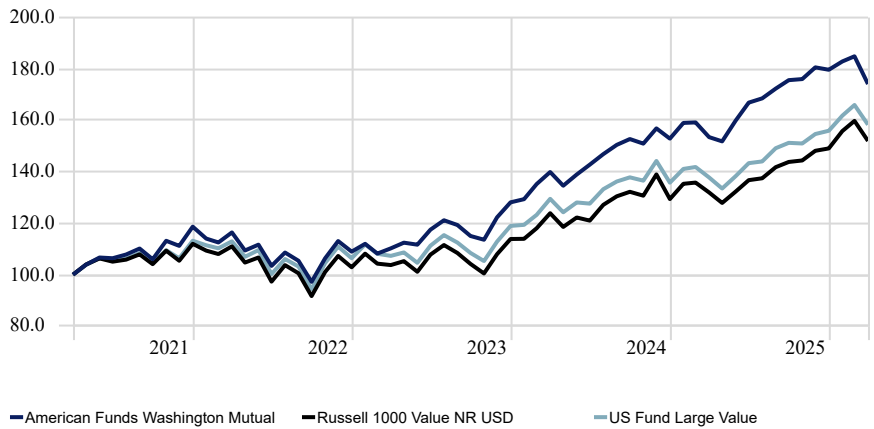


Investment Strategy

The investment seeks to produce income and to provide an opportunity for growth of principal consistent with sound common stock investing. The fund invests primarily in common stocks of established companies that are listed on, or meet the financial listing requirements of, the New York Stock Exchange and have a strong record of earnings and dividends. Its advisor strives to maintain a fully invested, diversified portfolio, consisting primarily of high-quality common stocks.

Growth of \$100

Time Period: 4/1/2021 to 3/31/2026



Fund Information

Category	US Fund Large Value
Benchmark	S&P 500 TR USD
Prospectus Objective	Growth and Income
Inception Date	5/1/2009
Fund Size (\$)	199,396,609.03
Manager Name	Multiple
Manager Tenure (Longest)	28.75
Prospectus Net Expense Ratio*	0.26
Prospectus Gross Expense Ratio	0.26
Sharpe Ratio (5 Year)	0.65
Std Dev (5 Year)	13.06
Turnover Ratio %	29.00
Morningstar Rating Overall	★★★★★

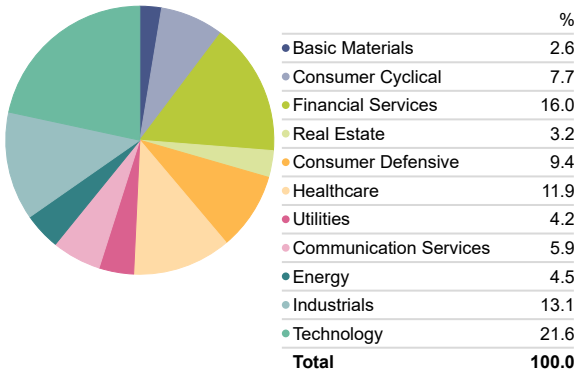
Performance Disclosure

The Overall Morningstar Rating is based on risk-adjusted returns, derived from a weighted average of the three-, five-, and 10-year (if applicable) Morningstar metrics. The performance data quoted represents past performance and does not guarantee future results. The investment return and principal value of an investment will fluctuate; thus an investor's shares, when sold or redeemed, may be worth more or less than their original cost.

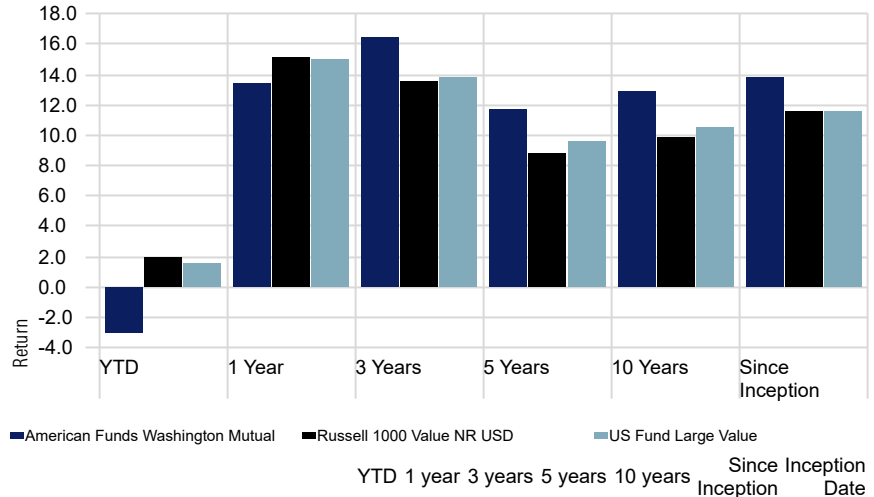
*Effective 3/3/2025 the Plan will assess an additional levelized fee of 0.22% to cover general administrative expenses as part of the Fund's daily unit value calculation, for a total net expense of 0.48% annually. This additional fee is not reflected in the performance results shown in this fact sheet. Please see the quarterly Plan Fee Disclosure for performance inclusive of the additional fee.

Sector Exposure

Portfolio Date: 3/31/2026



Performance



Top Holdings (% of Assets)

Portfolio Date: 3/31/2026

Broadcom Inc	5.99
Microsoft Corp	4.57
Philip Morris International Inc	3.70
Apple Inc	2.44
Marsh	1.74
Eli Lilly and Co	1.73
Welltower Inc	1.68
RTX Corp	1.62
Northrop Grumman Corp	1.60
Alphabet Inc Class A	1.57

	YTD	1 year	3 years	5 years	10 years	Since Inception	Inception Date
American Funds Washington Mutual	-3.09	13.45	16.46	11.73	12.92	13.77	5/1/2009
Russell 1000 Value NR USD	1.95	15.19	13.58	8.74	9.82		1/1/1987
US Fund Large Value	1.51	14.89	13.84	9.63	10.47	9.35	5/1/1931

Past performance does not guarantee future results. Contact Voya Financial™ (the Plan's recordkeeper) for a copy of the most recent prospectus prior to investing. For the most recent month end performance, call (855) 646-7549.

© Wealthspire Retirement Advisory All Rights Reserved. Data provided by Morningstar Direct. The information contained herein: (1) is proprietary to Wealthspire Retirement Advisory, and/or its content providers; (2) may not be copied or distributed; and (3) is not warranted to be accurate, complete or timely. Neither Wealthspire Retirement Advisory nor Morningstar Direct is responsible for any damages or losses arising from any use of this information. Fact sheet is not complete without accompanying disclosure pages.