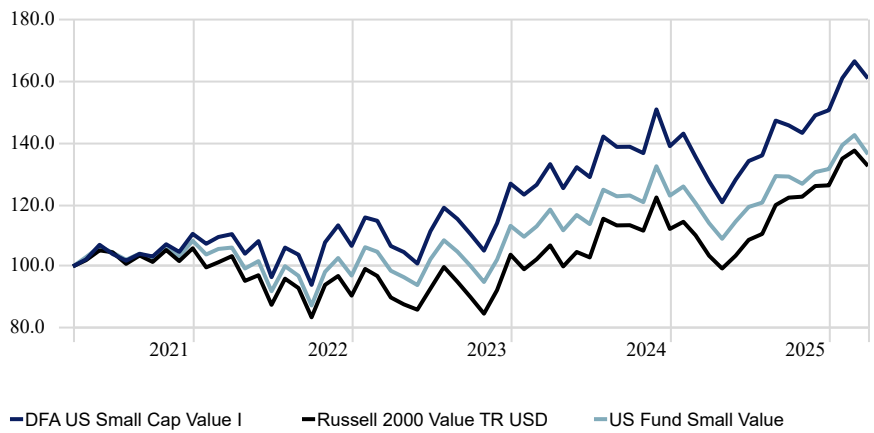


Investment Strategy

The investment seeks to achieve long-term capital appreciation. The fund normally will invest at least 80% of its net assets in securities of small cap U.S. companies. It may purchase or sell futures contracts and options on futures contracts for U.S. equity securities and indices, to increase or decrease equity market exposure based on actual or expected cash inflows to or outflows from the Portfolio.

Growth of \$100

Time Period: 4/1/2021 to 3/31/2026



Fund Information

Category	US Fund Small Value
Benchmark	Russell 3000 TR USD
Prospectus Objective	Small Company
Inception Date	3/2/1993
Fund Size (\$)	18,688,802.10
Manager Name	Multiple
Manager Tenure (Longest)	14.17
Prospectus Net Expense Ratio*	0.31
Prospectus Gross Expense Ratio	0.31
Sharpe Ratio (5 Year)	0.40
Std Dev (5 Year)	19.89
Turnover Ratio %	7.00
Morningstar Rating Overall	★★★★

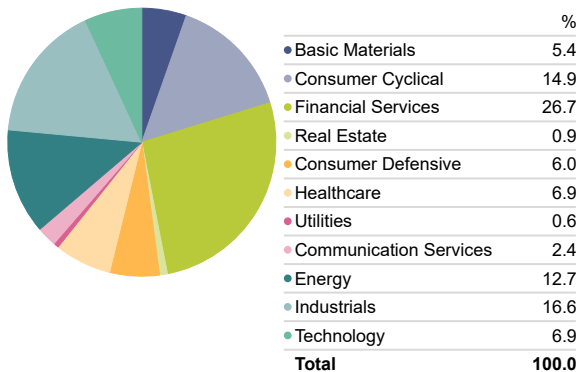
Performance Disclosure

The Overall Morningstar Rating is based on risk-adjusted returns, derived from a weighted average of the three-, five-, and 10-year (if applicable) Morningstar metrics. The performance data quoted represents past performance and does not guarantee future results. The investment return and principal value of an investment will fluctuate; thus an investor's shares, when sold or redeemed, may be worth more or less than their original cost.

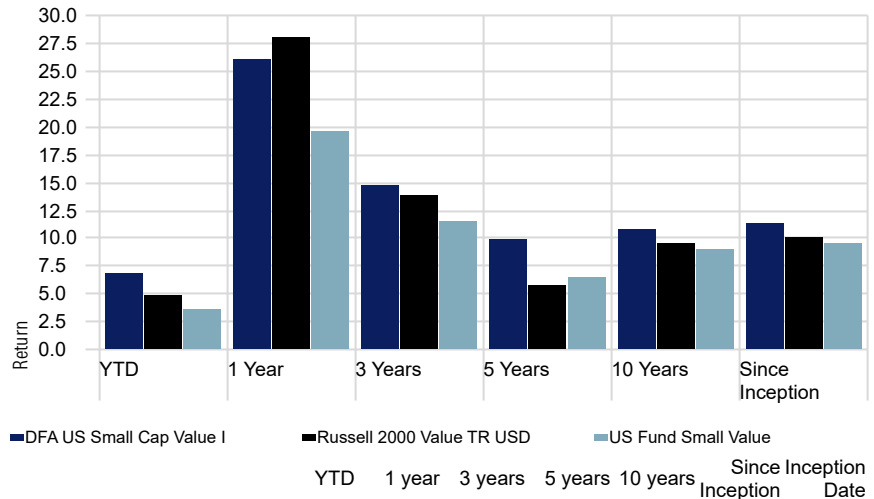
*Effective 3/3/2025 the Plan will assess an additional levelized fee of 0.22% to cover general administrative expenses as part of the Fund's daily unit value calculation, for a total net expense of 0.53% annually. This additional fee is not reflected in the performance results on this fact sheet. Please see the quarterly Plan Fee Disclosure for performance inclusive of the additional fee.

Sector Exposure

Portfolio Date: 2/28/2026



Performance



Top Holdings (% of Assets)

Portfolio Date: 2/28/2026

Elanco Animal Health Inc	0.95
Future on E-mini S&P 500 Futures	0.92
BorgWarner Inc	0.92
Alcoa Corp	0.75
Ovintiv Inc	0.74
Invesco Ltd	0.74
Permian Resources Corp Class A	0.73
Webster Financial Corp	0.73
Knight-Swift Transportation Holdings Inc Class A	0.71
HF Sinclair Corp	0.66

	YTD	1 year	3 years	5 years	10 years	Since Inception	Inception Date
DFA US Small Cap Value I	6.84	26.13	14.71	9.98	10.88	11.28	3/2/1993
Russell 2000 Value TR USD	4.96	28.09	13.79	5.80	9.61	9.67	6/1/1993
US Fund Small Value	3.64	19.59	11.41	6.40	9.00	8.51	6/1/1968

Past performance does not guarantee future results. Contact Voya Financial™ (the Plan's recordkeeper) for a copy of the most recent prospectus prior to investing. For the most recent month end performance, call (855) 646-7549.

© Wealthspire Retirement Advisory All Rights Reserved. Data provided by Morningstar Direct. The information contained herein: (1) is proprietary to Wealthspire Retirement Advisory, and/or its content providers; (2) may not be copied or distributed; and (3) is not warranted to be accurate, complete or timely. Neither Wealthspire Retirement Advisory nor Morningstar Direct is responsible for any damages or losses arising from any use of this information. Fact sheet is not complete without accompanying disclosure pages.