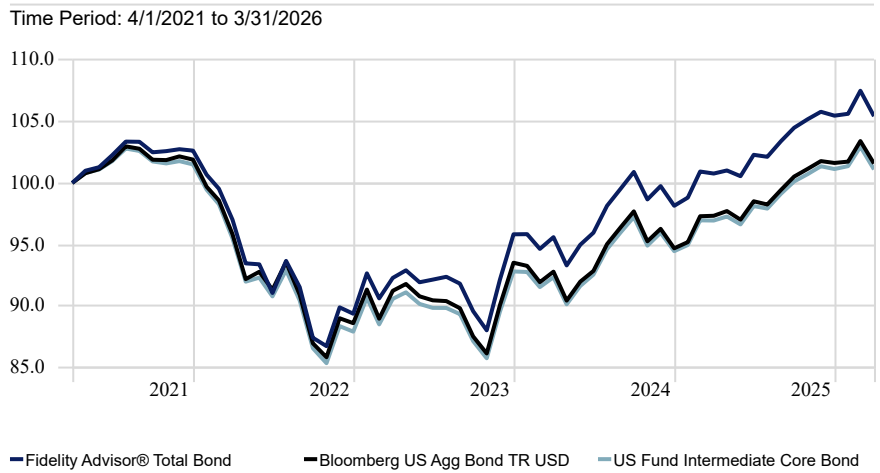


**Investment Strategy**

The investment seeks a high level of current income. The fund normally invests at least 80% of assets in debt securities of all types and repurchase agreements for those securities. The Bloomberg U.S. Aggregate Bond Index as a guide in structuring the fund and selecting its investments. It may invest up to 20% of assets in lower-quality debt securities (those of less than investment-grade quality, also referred to as high yield debt securities or junk bonds).

**Growth of \$100**



**Fund Information**

Category	US Fund Intermediate Core-Plus Bond
Benchmark	Bloomberg US Agg Bond TR USD
Prospectus Objective	Income
Inception Date	6/16/2004
Fund Size (\$)	42,061,017.26
Manager Name	Multiple
Manager Tenure (Longest)	21.33
Prospectus Net Expense Ratio*	0.50
Prospectus Gross Expense Ratio	0.50
Sharpe Ratio (5 Year)	-0.37
Std Dev (5 Year)	6.38
Turnover Ratio %	211.00
Morningstar Rating Overall	★★★★

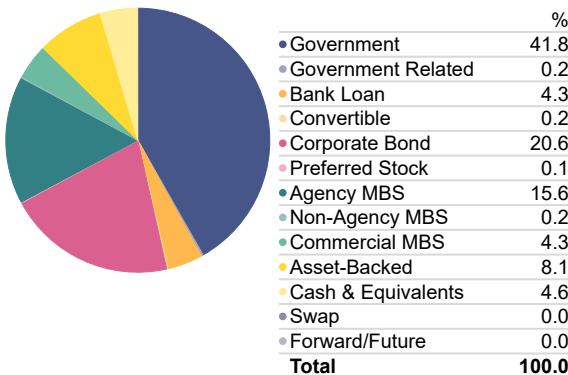
**Performance Disclosure**

The Overall Morningstar Rating is based on risk-adjusted returns, derived from a weighted average of the three-, five-, and 10-year (if applicable) Morningstar metrics. The performance data quoted represents past performance and does not guarantee future results. The investment return and principal value of an investment will fluctuate; thus an investor's shares, when sold or redeemed, may be worth more or less than their original cost.

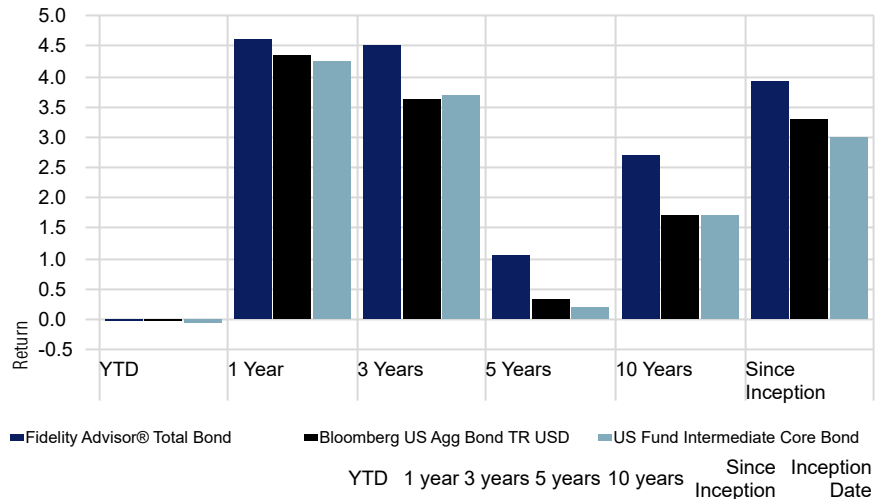
\*Effective 3/2/2025, the Fund's operating expense will initially include 0.25% for general administrative expenses, with 0.03% being credited back to participants invested in the Fund after the end of each calendar quarter. This reimbursement is not reflected in the performance results shown on this fact sheet but will impact the actual performance results for each quarter during which the 0.03% credit is applied.

**Sector Exposure**

Portfolio Date: 2/28/2026



**Performance**



**Top Holdings (% of Assets)**

Portfolio Date: 2/28/2026

Fidelity Cash Central Fund	4.22
United States Treasury Notes 3.625%	2.69
United States Treasury Notes 4.25%	2.11
United States Treasury Notes 3.375%	1.87
United States Treasury Bonds 4.5%	1.70
United States Treasury Notes 4.25%	1.65
United States Treasury Notes 4%	1.41
United States Treasury Notes 3.625%	1.38
United States Treasury Notes 4%	1.24
United States Treasury Notes 4.5%	1.23

	YTD	1 year	3 years	5 years	10 years	Since Inception	Inception Date
Fidelity Advisor Total Bond	-0.04	4.61	4.52	1.06	2.69	3.95	6/16/2004
Bloomberg US Agg Bond TR USD	-0.05	4.35	3.63	0.31	1.70	5.51	1/3/1986
US Fund Intermediate Core Bond	-0.03	4.27	3.72	0.22	1.74	5.89	11/1/1954

**Past performance does not guarantee future results. Contact Voya Financial™ (the Plan's recordkeeper) for a copy of the most recent prospectus prior to investing. For the most recent month end performance, call (855) 646-7549.**

© Wealthspire Retirement Advisory All Rights Reserved. Data provided by Morningstar Direct. The information contained herein: (1) is proprietary to Wealthspire Retirement Advisory, and/or its content providers; (2) may not be copied or distributed; and (3) is not warranted to be accurate, complete or timely. Neither Wealthspire Retirement Advisory nor Morningstar Direct is responsible for any damages or losses arising from any use of this information. Fact sheet is not complete without accompanying disclosure pages.