

**Investment Strategy**

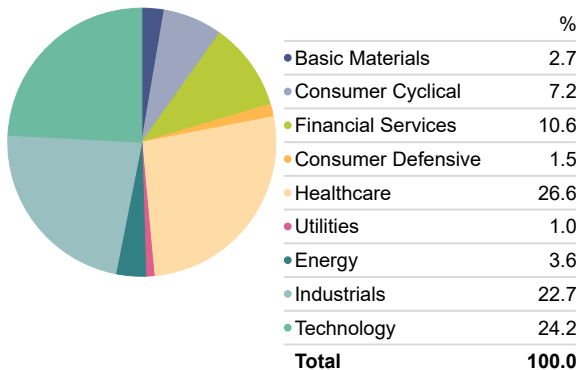
The Fund seeks growth of capital by investing primarily inequities of small cap companies. The strategy is based on the portfolio managers' belief that underappreciated growth catalysts can potentially drive near term upside and initiate the development or strengthening of topline (gross sales or revenue) and bottom-line (net income) fundamentals.

**Fund Information**

Category	US CIT Small Growth
Benchmark	Russell 2000 Growth TR USD
Prospectus Objective	
Inception Date	9/29/2023
Fund Size (\$)	145,463.62
Manager Name	Multiple
Manager Tenure (Longest)	2.58
Net Expense Ratio*	0.57
Gross Expense Ratio	
Sharpe Ratio (5 Year)	
Std Dev (5 Year)	
Turnover Ratio %	
Morningstar Rating Overall	

**Sector Exposure**

Portfolio Date: 12/31/2025



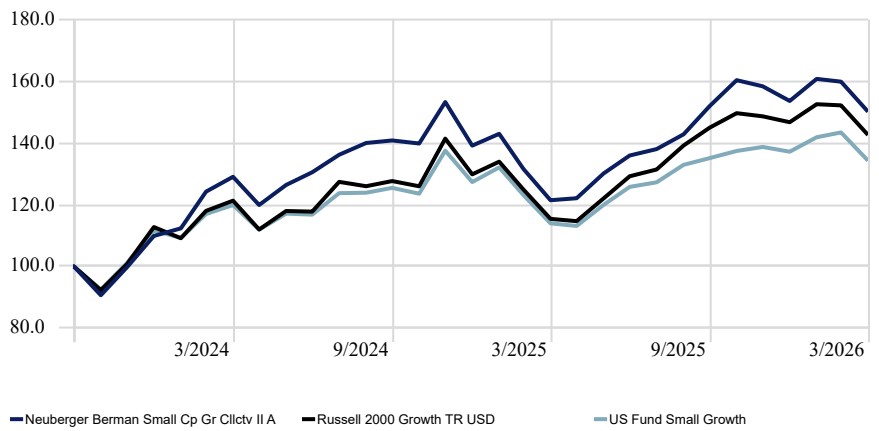
**Top Holdings (% of Assets)**

Portfolio Date: 12/31/2025

Dave Inc	2.71
Piper Sandler Cos	2.47
Credo Technology Group Holding Ltd	2.28
Impinj Inc	2.24
RadNet Inc	2.18
StepStone Group Inc Ordinary Shares - Class A	2.14
InterDigital Inc	2.02
IonQ Inc Class A	1.84
SPX Technologies Inc	1.78
Rambus Inc	1.69

**Growth of \$100**

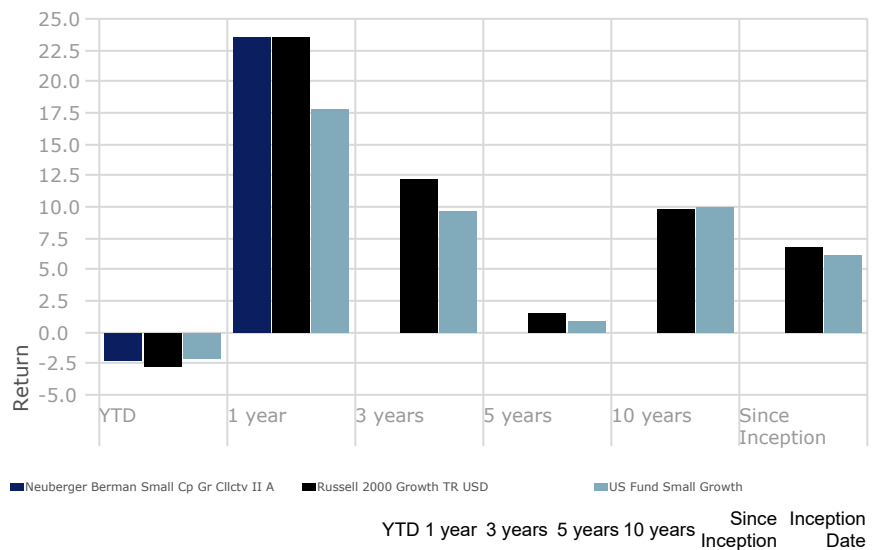
Time Period: 9/30/2023 to 3/31/2026



**Performance Disclosure**

The Overall Morningstar Rating is based on risk-adjusted returns, derived from a weighted average of the three-, five-, and 10-year (if applicable) Morningstar metrics. The performance data quoted represents past performance and does not guarantee future results. The investment return and principal value of an investment will fluctuate; thus an investor's shares, when sold or redeemed, may be worth more or less than their original cost.

\*Effective 3/3/2025 the Plan will assess an additional levelized fee of 0.22% to cover general administrative expenses as part of the Fund's daily unit value calculation, for a total net expense of 0.79% annually. This additional fee is not reflected in the performance results shown in this fact sheet. Please see the quarterly Plan Fee Disclosure for performance inclusive of the additional fee.



Neuberger Berman Small Cp Gr Cllctv II A	-2.25	23.63				17.64	9/29/2023
Russell 2000 Growth TR USD	-2.81	23.58	12.26	1.62	9.79	7.81	6/1/1993
US Fund Small Growth	-2.11	17.83	9.76	0.98	10.06	9.08	6/1/1946

**Past performance does not guarantee future results. Contact Voya Financial™ (the Plan's recordkeeper) for a copy of the most recent prospectus prior to investing. For the most recent month end performance, call (855) 646-7549.**

© Wealthspire Retirement Advisory All Rights Reserved. Data provided by Morningstar Direct. The information contained herein: (1) is proprietary to Wealthspire Retirement Advisory, and/or its content providers; (2) may not be copied or distributed; and (3) is not warranted to be accurate, complete or timely. Neither Wealthspire Retirement Advisory nor Morningstar Direct is responsible for any damages or losses arising from any use of this information. Fact sheet is not complete without accompanying disclosure pages.