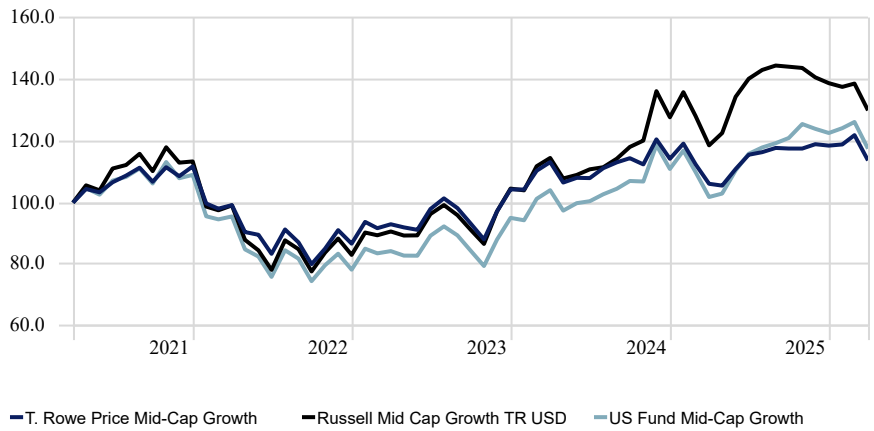


Investment Strategy

The investment seeks long-term capital appreciation. The fund normally invests at least 80% of its net assets (including any borrowings for investment purposes) in a diversified portfolio of common stocks of mid-cap companies whose earnings T. Rowe Price expects to grow at a faster rate than the average company. The advisor defines mid-cap companies as those whose market capitalization falls within the range of either the S&P MidCap 400® Index or the Russell Midcap® Growth Index.

Growth of \$100

Time Period: 4/1/2021 to 3/31/2026



Fund Information

Category	US Fund Mid-Cap Growth
Benchmark	Russell 3000 TR USD
Prospectus Objective	Growth
Inception Date	8/28/2015
Fund Size (\$)	23,130,817.16
Manager Name	Multiple
Manager Tenure (Longest)	1.25
Prospectus Net Expense Ratio*	0.63
Prospectus Gross Expense Ratio	0.63
Sharpe Ratio (5 Year)	0.02
Std Dev (5 Year)	16.51
Turnover Ratio %	31.50
Morningstar Rating Overall	★★★

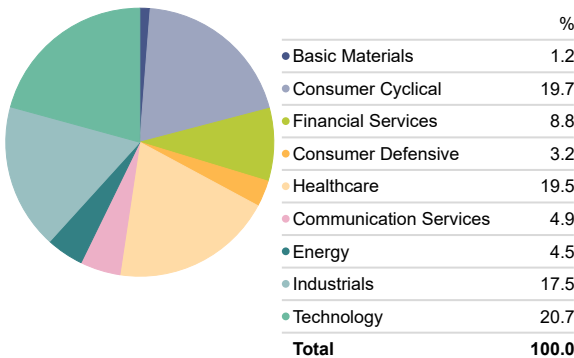
Performance Disclosure

The Overall Morningstar Rating is based on risk-adjusted returns, derived from a weighted average of the three-, five-, and 10-year (if applicable) Morningstar metrics. The performance data quoted represents past performance and does not guarantee future results. The investment return and principal value of an investment will fluctuate; thus an investor's shares, when sold or redeemed, may be worth more or less than their original cost.

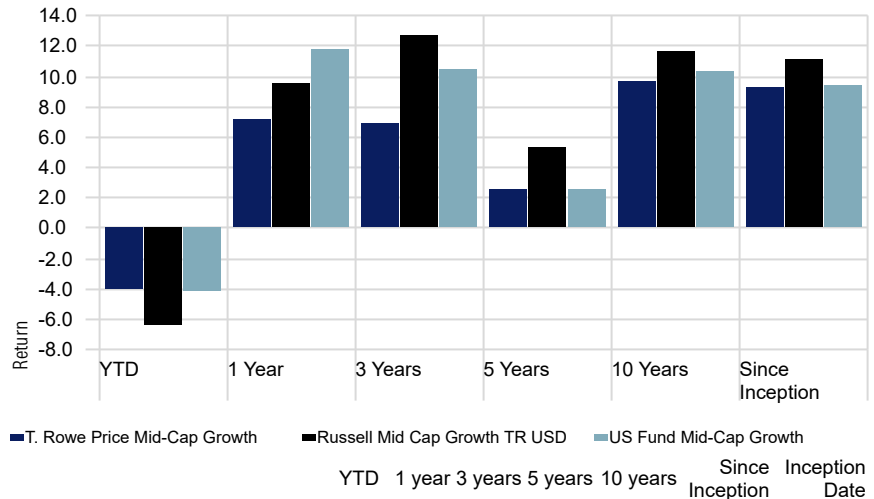
*Effective 3/3/2025 the Plan will assess an additional levelized fee of 0.22% to cover general administrative expenses as part of the Fund's daily unit value calculation, for a total net expense of 0.85% annually. This additional fee is not reflected in the performance results shown on this fact sheet. Please see the quarterly Plan Fee Disclosure for performance inclusive of the additional fee.

Sector Exposure

Portfolio Date: 3/31/2026



Performance



Top Holdings (% of Assets)

Portfolio Date: 3/31/2026

T. Rowe Price Gov. Reserve	2.78
Hilton Worldwide Holdings Inc	2.71
Agilent Technologies Inc	2.15
Lattice Semiconductor Corp	2.10
Viking Holdings Ltd	1.94
Mettler-Toledo International Inc	1.94
Keysight Technologies Inc	1.82
Burlington Stores Inc	1.79
Yum Brands Inc	1.79
PTC Inc	1.74

	YTD	1 year	3 years	5 years	10 years	Since Inception	Inception Date
T. Rowe Price Mid-Cap Growth	-4.05	7.14	6.92	2.60	9.66	9.14	8/28/2015
Russell Mid Cap Growth TR USD	-6.35	9.56	12.74	5.38	11.69	10.33	2/1/1995
US Fund Mid-Cap Growth	-4.14	15.38	11.70	3.28	10.68	9.46	9/1/1935

Past performance does not guarantee future results. Contact Voya Financial™ (the Plan's recordkeeper) for a copy of the most recent prospectus prior to investing. For the most recent month end performance, call (855) 646-7549.

© Wealthspire Retirement Advisory All Rights Reserved. Data provided by Morningstar Direct. The information contained herein: (1) is proprietary to Wealthspire Retirement Advisory, and/or its content providers; (2) may not be copied or distributed; and (3) is not warranted to be accurate, complete or timely. Neither Wealthspire Retirement Advisory nor Morningstar Direct is responsible for any damages or losses arising from any use of this information. Fact sheet is not complete without accompanying disclosure pages.