

Critical Illness Insurance

Help minimize the financial stress that may follow the diagnosis of a serious illness



What is it?

Critical Illness Insurance pays a lump-sum benefit if you are diagnosed with a covered illness or condition. Critical Illness Insurance is a limited benefit policy. It is not health insurance and does not satisfy the requirement of minimum essential coverage under the Affordable Care Act.

What conditions does it cover?

Unless noted, your payment will be at 100% of your benefit amount.




- Heart attack*
- Cancer
- Stroke
- Sudden cardiac arrest
- Major organ transplant**
- Coronary artery bypass
- Carcinoma in situ (50%)
- Type 1 Diabetes
- Transient ischemic attacks (10%)
- Ruptured or dissecting aneurysm (10%)
- Severe burns
- Pacemaker placement (10%)
- Benign brain tumor
- Skin cancer (10%)
- Bone marrow and stem cell transplant (50%)
- Permanent paralysis
- Loss of sight, speech or hearing
- Coma
- Amyotrophic lateral sclerosis (ALS)
- Parkinson's Disease
- Advanced Dementia
- Muscular dystrophy
- Infectious disease (hospitalization requirement) (25%)***
- Occupational HIV
- Occupational Hepatitis B or C

For a list of standard exclusions and limitations, please refer to the limitations and exclusions section later in this document. For a complete description of your benefits, along with applicable provisions, conditions on benefit determination, exclusions and limitations, see your certificate of insurance and any riders.

Covered conditions for your insured children:

Cerebral Palsy, Congenital Birth Defects, Cystic Fibrosis, Down Syndrome, Gaucher Disease - Type II or III, Infantile Tay Sachs, Niemann-Pick Disease, Pompe Disease, Type IV Glycogen Storage Disease

Why should I consider it?

-  Use your paid benefit for any purpose, such as paying out-of-pocket medical expenses, copays, deductibles, groceries, gas, utilities and more – it's up to you.
-  Coverage is always guaranteed issue.
-  Your coverage goes with you if you leave your employer or retire, and you'll be billed at the same rates via direct billing by the insurance company.

* A sudden cardiac arrest is not in itself considered a heart attack.

** Major organ transplant means the irreversible failure of your heart, lung, pancreas, entire kidney or liver, or any combination thereof, determined by a physician specialized in care of the involved organ.

*** Diagnosis of a severe infectious disease by a Doctor, when a diagnosis occurs on or after the group's coverage effective date; AND Confinement to a Hospital or a transitional facility for 5 or more consecutive days.



Who can be covered?

You have the option to enroll in coverage in the amount(s) below.

You	Choice of \$10,000, \$20,000 or \$30,000
Your spouse*	Choice of \$5,000, \$10,000 or \$15,000, not to exceed 100% of employee benefit
Your children*	Choice of \$5,000, \$10,000 or \$15,000, not to exceed 100% of employee benefit

Coverage is available only if employee coverage is elected.

* The use of "spouse" in this document means a person insured as a spouse as described in the certificate of insurance or rider. This includes a domestic partner as defined by the group policy. Please contact your employer for more information.

** Children birth to age 26 and as defined by your employer's plan. Coverage is available only if employee coverage is elected.

How many times can I receive this benefit?

You may receive a benefit payment for each different diagnosis of a covered condition shown on your Schedule of Benefits. (A definition of "different diagnosis" is provided in the certificate of coverage).

There is no total maximum benefit amount or limit to the number of payments you may receive for each covered condition under your plan, except for skin cancer.

For skin cancer, the benefit is payable up to 2 times per calendar year with a total benefit amount of 10 times the benefit amount you're enrolled in. Once the maximum for skin cancer has been reached, no further benefits are payable.

How much does it cost?

The table below shows how much you'll pay for Critical Illness Insurance. The premium is deducted directly from your paycheck. Your rates will depend on your age and how much coverage you select

Employee Coverage - Monthly Rates							
Non-Tobacco User				Tobacco User			
Issue Age	\$10,000	\$20,000	\$30,000	Issue Age	\$10,000	\$20,000	\$30,000
Under 25	\$1.30	\$2.60	\$3.90	Under 25	\$2.90	\$5.80	\$8.70
25-29	\$1.70	\$3.40	\$5.10	25-29	\$4.30	\$8.60	\$12.90
30-34	\$3.30	\$6.60	\$9.90	30-34	\$7.70	\$15.40	\$23.10
35-39	\$6.90	\$13.80	\$20.70	35-39	\$12.70	\$25.40	\$38.10
40-44	\$9.90	\$19.80	\$29.70	40-44	\$17.60	\$35.20	\$52.80
45-49	\$17.40	\$34.80	\$52.20	45-49	\$30.30	\$60.60	\$90.90
50-54	\$21.50	\$43.00	\$64.50	50-54	\$43.50	\$87.00	\$130.50
55-59	\$33.90	\$67.80	\$101.70	55-59	\$59.90	\$119.80	\$179.70
60-64	\$41.60	\$83.20	\$124.80	60-64	\$76.40	\$152.80	\$229.20
65-69	\$57.00	\$114.00	\$171.00	65-69	\$95.70	\$191.40	\$287.10
70+	\$79.90	\$159.80	\$239.70	70+	\$133.00	\$266.00	\$399.00

Spouse Coverage - Monthly rates							
Non-Tobacco User				Tobacco User			
Issue Age	\$5,000	\$10,000	\$15,000	Issue Age	\$5,000	\$10,000	\$15,000
Under 25	\$0.65	\$1.30	\$1.95	Under 25	\$1.45	\$2.90	\$4.35
25-29	\$0.85	\$1.70	\$2.55	25-29	\$2.15	\$4.30	\$6.45
30-34	\$1.65	\$3.30	\$4.95	30-34	\$3.85	\$7.70	\$11.55
35-39	\$3.45	\$6.90	\$10.35	35-39	\$6.35	\$12.70	\$19.05
40-44	\$4.95	\$9.90	\$14.85	40-44	\$8.80	\$17.60	\$26.40
45-49	\$8.70	\$17.40	\$26.10	45-49	\$15.15	\$30.30	\$45.45
50-54	\$10.75	\$21.50	\$32.25	50-54	\$21.75	\$43.50	\$65.25
55-59	\$16.95	\$33.90	\$50.85	55-59	\$29.95	\$59.90	\$89.85
60-64	\$20.80	\$41.60	\$62.40	60-64	\$38.20	\$76.40	\$114.60
65-69	\$28.50	\$57.00	\$85.50	65-69	\$47.85	\$95.70	\$143.55
70+	\$39.95	\$79.90	\$119.85	70+	\$66.50	\$133.00	\$199.50

Children Coverage - Monthly Rates	
Coverage Amount	Rate
\$5,000	\$0.75
\$10,000	\$1.50
\$15,000	\$2.25

What else is included? The benefits below are also included with your coverage. For a complete description of your benefits, along with applicable provisions, conditions on benefit determination, exclusions and limitations, see your certificate of insurance and any riders.

Specified Conditions Rider For Mental Illness provides you a benefit if you are diagnosed with and/or confined* to a facility for covered specified conditions, such as a depressive disorder Autism Spectrum Disorder level 1, 2 or 3 on or after your coverage effective date. Those who are covered under the Critical Illness Insurance policy are able to receive this benefit.

*Confined or Confinement means that on the advice of a Health Care Provider, your assignment to a bed as a resident inpatient in a Hospital, Rehabilitation Facility or Transitional Care Facility. Being admitted to an Observation Unit for 20 hours or more also meets the definition of Confined or Confinement. There must be a charge for room and board for the Confinement, other than in any government, military or veterans' facility or Observation Unit.

Infectious Condition Additional Benefit Rider If you are diagnosed with a covered infectious condition to include, *COVID-19 this pays a benefit. If you are hospitalized with a covered infectious condition, *COVID-19 and there is a room & board charge for that hospitalization, this pays a benefit. Confinement also includes assignment to an observation unit in a Hospital for at least 20 consecutive hours.

A benefit is payable up to a maximum of 1 time[s] per Covered Person per Calendar year.

*A COVID-19 diagnosis must be confirmed by a medical professional.

Portability If you are in a situation where your eligibility for benefits is changing, such as reduced hours, termination from employment, or a life event such as divorce, you may want to continue your insurance coverage. Portability allows you to continue your coverage under the same group policy by paying your premiums directly to the insurance company.

Exclusions and limitations

There are no exclusions and limitations.

This offer is contingent upon participation requirements being met.

Questions?

Enrollment instructions will be provided by your employer. If you have additional questions before you enroll, please call:

- Voya Employee Benefits Customer Service at (877) 236-7564

Scan the QR code to visit your Employee Benefits Resource Center to learn more about this benefit and review instructions on how to file a claim after your effective date.

<https://presents.voya.com/EBRC/MCC>



This is a summary of benefits only. A complete description of benefits, limitations, exclusions and termination of coverage will be provided in the certificate of insurance and riders. All coverage is subject to the terms and conditions of the group policy. If there is any discrepancy between this document and the group policy documents, the policy documents will govern. To keep coverage in force, premiums are payable up to the date of coverage termination. Critical Illness Insurance is underwritten by ReliaStar Life Insurance Company (Minneapolis, MN), a member of the Voya® family of companies. Policy form #RL-C14-POL-16; Certificate form #RL-C14-CERT2-20; Spouse Rider form #RL-C14-SPR2-20; Children's Rider form #RL-C14-CHR2-20; Continuation Rider form #RL-C14-CNT2-20; Absence from Employment Premium Waiver Rider form #RL-C14-AEPW-20; Wellness Benefit Rider form #RL-C14-WELL2-20; Waiver of Premium Rider form #RL-C14-WOP-16; Infectious Condition Additional Benefit Rider form #RL-C14-ICBR-22; Specified Condition Benefit Rider form #RL-C14-SCR-23; Benefit Enhancement Rider form #RL-C14-BER-23; and Additional Services Rider form #RL-C14-VAS-20. Form numbers, provisions and availability may vary by state and employer's plan.

CI 2.1 Only

For the employees of Metal Containers

Date Prepared: 07/17/2024

©2024 Voya Services Company. All rights reserved. CN3201376_0726

2824050_071524

